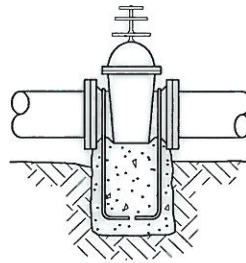
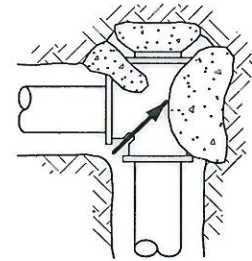


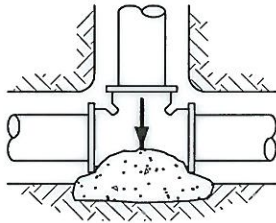
HORIZONTAL BEND



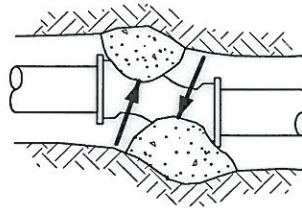
VALVE ANCHOR



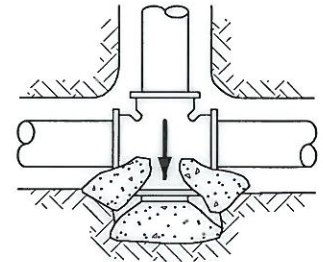
PLUGGED TEE



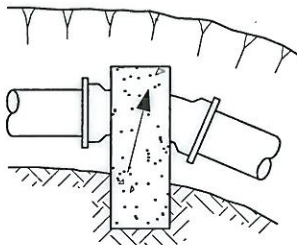
TEE



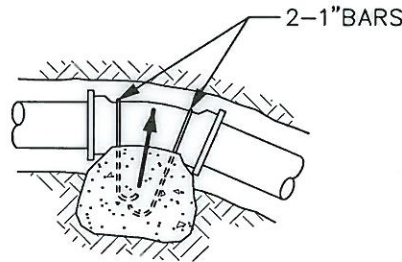
OFFSET



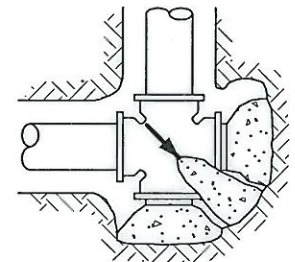
PLUGGED CROSS



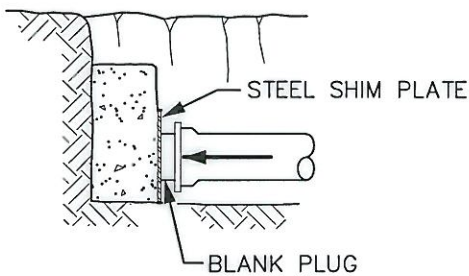
VERTICAL BEND



ALTERNATE VERTICAL BEND



PLUGGED CROSS



PLUGGED END FOR FUTURE EXPANSION

NOTES:

1. ALL CONCRETE FOR BLOCKING SHALL BE FIVE (5) SACK MIX.
2. ALL BLOCKING SHALL BE POURED AGAINST FIRM, UNDISTURBED EARTH.
3. BLOCKING AGAINST FILL MATERIAL, DISTURBED OR POOR SOILS SHALL BE DESIGNED BY DISTRICT ENGINEER.



Engineering Partners, LLC

2600 116th Avenue NE #100
Bellevue, Washington 98004
Tel 425.869.9448

CONCRETE BLOCKING



WATER DISTRICT NO.90

PLOTTING DATE JAN. 2005	DRAWN SH	CHECKED KRG	APPROVED <i>JSF</i>	DISTRICT <i>T.N.H</i>
PLOTTING SCALE NTS: 1=1	FILE NAME F:\DETAILS\WD90\WATER\0001	DATE APPROVED 6-25-02	DWG. NO. 1	